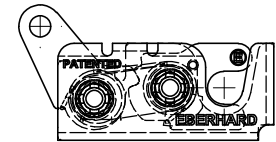


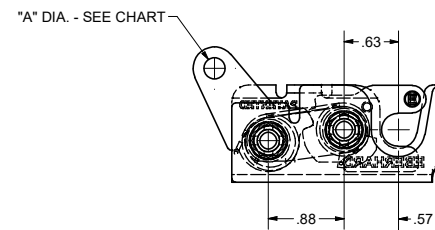
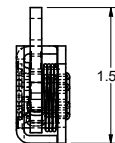
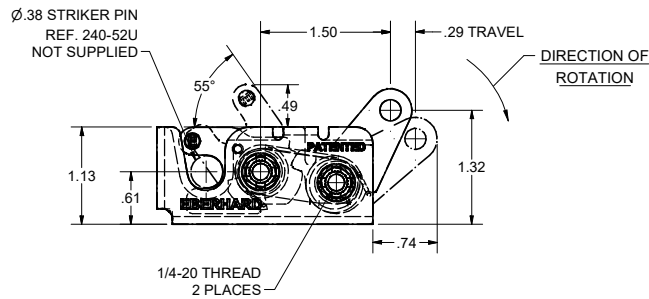
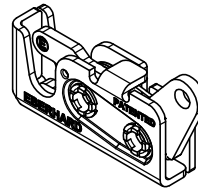
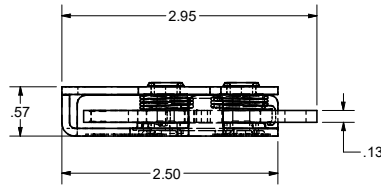
CONFIDENTIAL NOTICE: This drawing and the designs, specifications and engineering information disclosed hereon are the property of Eberhard Manufacturing Company and are not to be disseminated or reproduced without express written consent. The drawing is loaned in confidence and then only for consideration of the matter disclosed hereon. In accepting loan of this drawing, recipient agrees to keep it and the matter disclosed hereon in confidence and not to use nor permit their use in any way detrimental to Eberhard Manufacturing Company, Division of the Eastern Company, 2184 Drake Road, Cleveland, Ohio 44148-9712, © 2015 EBERHARD MFG. CO.

REVISION HISTORY					
REV	DESCRIPTION	EN	DATE	REV BY	APVD BY
	REVISED, REDRAWN AND CONVERTED TO 3D	5577	10-26-12		
1	ADDED NOTE	5772	9-30-16	FLP	MR

TABLE	
ASS'Y P/N	"A"
8A-240-R/L	.265
8-240-R/L	.250/.240



8/8A-240-L
LEFT HAND
MINI-ROTARY LOCK



- NOTES:
- USE 1/4-20 GRADE 8 BOLTS FOR INSTALLATION
RECOMMENDED TORQUE FOR TIGHTENING: 14 FT. LBS.
 - MAX LOAD RATING: 750 LBS.
 - FINISHES:
A. EVERLUBE INTERNAL COMPONENTS, FC (54)
B. BEARING GREASE WITH EVERLUBE INTERNAL COMPONENTS, FC (BG)
C. ELECTROPLATED ZINC (.0003) WITH EVERLUBE INTERNAL COMPONENTS, FC (26)
 4. TO ORDER 100 PIECES PER BOX, ORDER 8-240-R/L-BX100-54.

WARNING
THIS PRODUCT MUST NOT BE USED FOR PERSONAL RESTRAINT APPLICATIONS

THE MINI-ROTARY IS A TRADEMARK OF EBERHARD MFG. CO., DIVISION OF THE EASTERN COMPANY.

PATENTED
CUSTOMER PRINT
SHEET 1 OF 2
RIGHT HAND SHOWN
LEFT HAND OPPOSITE

THIS DOCUMENT IS IN ACCORDANCE WITH ASME Y14.5-2009		DATE: 10/26/2012		NAME:	
LINEAR MEASURE: INCH		DATE: 10/26/2012		NAME:	
UNLESS OTHERWISE SPECIFIED TOLERANCES ARE AS FOLLOWS:		DR BY: FLP		NAME:	
TOLERANCES ARE AS FOLLOWS:		SCALE: FULL		MATERIAL: -----	
IN: .005		SCALE: FULL		PART NUMBER: 8/8A-240-R/L	
MM: .125		SCALE: FULL		PART NUMBER: 8/8A-240-R/L	
ANGLES: .5°		SCALE: FULL		PART NUMBER: 8/8A-240-R/L	
2 PLACE DEC.: .01		SCALE: FULL		PART NUMBER: 8/8A-240-R/L	
3 PLACE DEC.: .005		SCALE: FULL		PART NUMBER: 8/8A-240-R/L	
ALL HOLES: .005		SCALE: FULL		PART NUMBER: 8/8A-240-R/L	

SUPERSEDES DRAWING 8_8A-240_RL_SH1 DATED 5-27-2011

C:\Working_Folder\Archive\Pro\2\24\08_8A-240_RL_SH1.dwg