




ELECTRONIC ROTARY LATCH SERIES

ELECTRONIC ACCESS – PUSH TO CLOSE

MEDIUM SIZE + HIGH PERFORMANCE

- DC 12V operating voltage
- 500 LBS ultimate tensile loading
- Sensor option detects closed position
- Integrated mechanical override
- High cycle life



MATERIALS & FINISH

- Steel housing
- Black e-coat
- Stainless steel striker

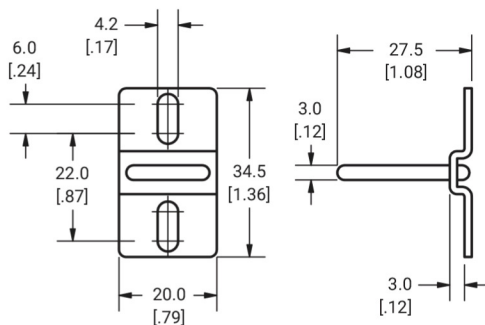
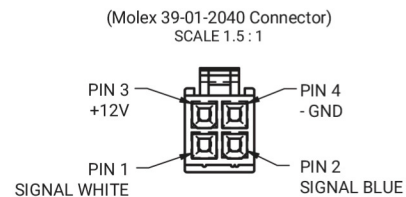
PERFORMANCE

- -20° to 80°C (-4° to 176°F) ~95% RH
- 50,000+ Cycles at nominal (on .3 seconds, off 1 second)
- DC 12V +/-10% Nominal operating voltage
- Ultimate tensile load 500 lbs

PART #	SENSOR	CONNECTOR
LNL-77E-5873-73		•
LNL-77E-5873-75		
LNL-77E-5873-93	•	•
LNL-77E-5873-95	•	

APPLICATIONS

- Automotive
- Lockers
- Furniture
- Medical
- Enclosures
- Kiosks



STRIKER

