




ELECTRONIC ROTARY LATCH SERIES

ELECTRONIC ACCESS – PUSH TO CLOSE

COMPACT SIZE + HIGH STRENGTH

- DC 12V operating voltage
- 200 LBS ultimate tensile loading
- Integrated mechanical release
- Versatile concealed latching
- High cycle life



MATERIALS & FINISH

- Steel housing
- Black e-coat
- Stainless steel striker

PERFORMANCE

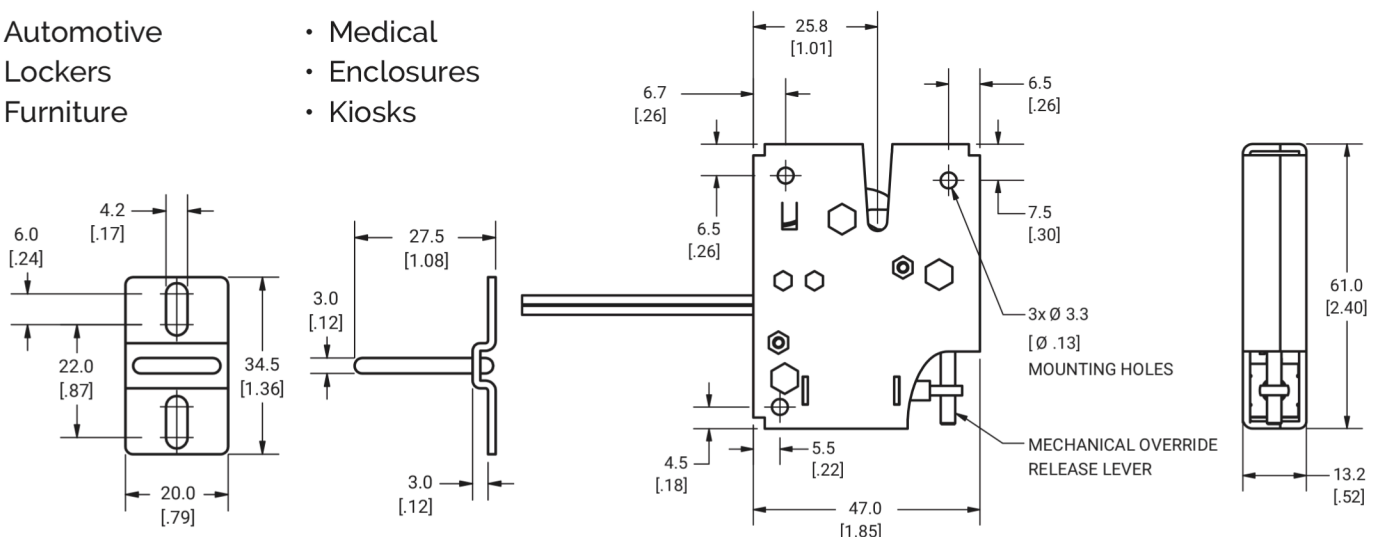
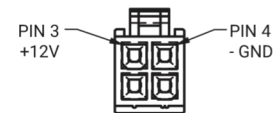
- -20° to 80°C (-4° to 176°F) ~95% RH
- 50,000+ Cycles at nominal (on .3 seconds, off 1 second)
- DC 12V +/-10% Nominal operating voltage
- Ultimate tensile load 200 lbs

PART #	CONNECTOR
LNL-77E-4761-3	•
LNL-77E-4761-5	

APPLICATIONS

- Automotive
- Lockers
- Furniture
- Medical
- Enclosures
- Kiosks

(Molex 39-01-2040 Connector)
SCALE 1.5: 1



STRIKER