

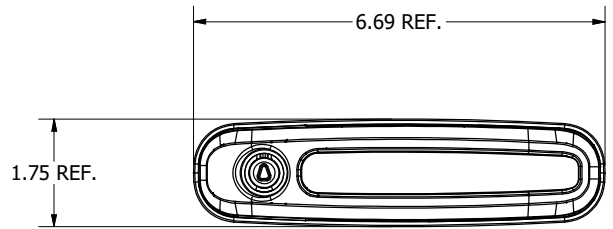
**CONFIDENTIAL NOTICE:** This drawing and the designs, specifications, and engineering information hereon are the property of Eberhard Manufacturing Company and are not to be disseminated or reproduced without express written consent. This drawing is loaned in confidence and then only for the consideration of the matter disclosed hereon. In accepting loan of this drawing, recipient agrees to keep it and the matter disclosed hereon in confidence and not to use or permit their use in any way detrimental to Eberhard Manufacturing Company, Division of The Eastern Company, 21944 Drake Road, Cleveland, Ohio, 44149-9712 © 2021 EBERHARD MFG. CO.

4

3

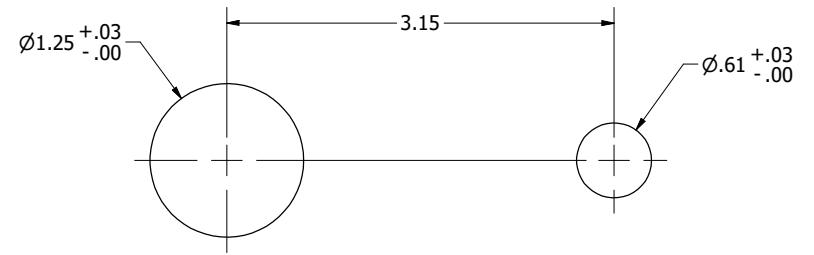
2

1

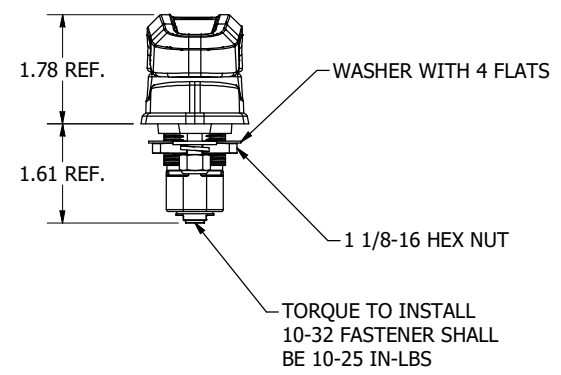
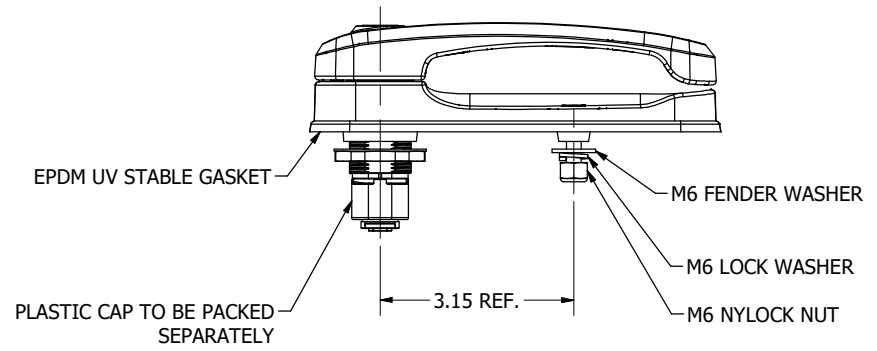


**NOTES:**

- 1. FINISH: MATTE BLACK PLASTIC AND BLACK POWER COAT: FC(MB/30)
- 2. KEYS AND LOCKS ARE NOT INCLUDED WITH HANDLE ASSEMBLY. HANDLE USES LOCKS: LNL-70-01701RW THRU LNL-70-1720RW AND KEYS: LNL-74-01801RW THRU LNL-74-01820RW, KEY NUMBERS 021L THRU 040L.



**RECOMMENDED APPLICATION HOLE PATTERN**



**CUSTOMER PRINT**

**EBERHARD MANUFACTURING CO.**  
DIVISION OF  
THE EASTERN COMPANY  
CLEVELAND, OHIO 44149-9712

THIS DOCUMENT IS IN ACCORDANCE WITH ASME Y14.5-2009	
LINEAR MEASUREMENT- INCH	DATE
UNLESS OTHERWISE SPECIFIED TOLERANCES ARE AS FOLLOWS:	7/21/2023
ANGLES:	± 2° ± 2°
2 PLACE DEC.:	± .03 ± .76
3 PLACE DEC.:	± .015 ± .38
ALL HOLES:	± .005 ± .13

NAME	EL11 COMPOSITE HANDLE
MATERIAL	SEE INDIVIDUAL PART DRAWINGS
PART NUMBER	LNL-70-22180

REVISION HISTORY					
REV	DESCRIPTION	EN	DATE	REV. BY	APVD. BY
1	INITIAL RELEASE - DRW MANUFACTURED ASSEMBLY	6110	7/21/2023	MM	MR

4

3

2

1