


Panelboard & *CABINET LOCKS*



- ✓ *Wood or Metal Applications!*
- ✓ *Lock-Down Electrical Box Doors*
- ✓ *Prevent Accidental Power Losses*
- ✓ *Replace Defective Cabinet Handles*
- ✓ *Various Length Spindles Available*
- ✓ *Pressure Cast Levers and Handles*
- ✓ *Locking and Non-Locking Models*
- ✓ *Keying: KD, KA, MK*
- ✓ *Stock Items Available*




Security Products A Division of The Eastern Company

301 West Hintz Road | Wheeling, IL 60090 | Telephone: 800.733.8588 | Fax: 847.537.1881

www.cclsecurity.com

A Proud Union Company. (S.E.I.U.)

ENCLOSURE LOCKS • Pin Tumbler & Warded



15481
ENCLOSURE LOCK
Pin Tumbler
Can be Masterkeyed

Keyways Available: CR
Material: All Brass
15481RS: Right Hand, Latch Bolt
15481LS: Left Hand, Latch Bolt

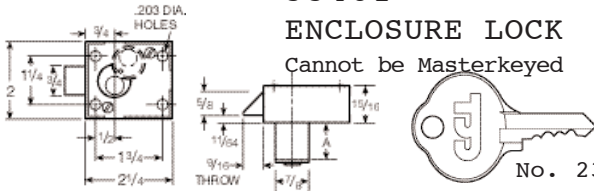
Bolt
A15481RS: Right Hand, Dead Bolt
A15481LS: Left Hand, Dead Bolt

RH, Latch Bolt Pictured

55481
ENCLOSURE LOCK
Cannot be Masterkeyed

Material: Zinc Die Cast
55481RS: Right Hand, Latch Bolt

A55481RS: Right Hand, Dead Bolt



R357SGS
ENCLOSURE LOCK
Ward Construction
Cannot be Masterkeyed

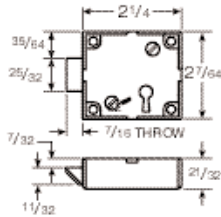
Material: Brass, Cast Zinc Alloy Bolt
Police Call Box Lock
Furnished Right Hand Only

Operation: Self Latching, latch bolt retracted by key

R557SGS
ENCLOSURE LOCK
Ward Construction
Cannot be Masterkeyed

Material: Zinc Die Cast Case & Bolt
Furnished Right Hand Only

Operation: Self Latching, latch bolt retracted by key



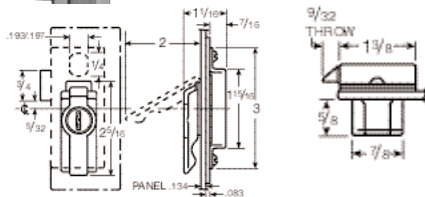
ENCLOSURE LOCKS • Disc Tumbler



15767 & 15768
ENCLOSURE LOCKS
(PANELBOARD)
Disc Tumbler
Can be Masterkeyed

Material: Pressure Cast Lift Lever & Bolt, Steel Case, Zinc Plated Standard
Regularly furnished right hand, left hand available when specified

Operation: Self latching. Latch bolt retracted by lifting up on lift lever except when lever is locked down by key. Key is removable in both locked and unlocked



15867 & 15868
ENCLOSURE LOCKS
(PANELBOARD)
Disc Tumbler
Can be Masterkeyed

Material: Pressure Cast Lift Lever, Steel Case, Zinc Plated Standard
Reversible for right or left hand door
Operation: Self latching.

Latch bolt retracted by lifting up on lift lever except when lever is locked down by key. Key is removable in either locked or unlocked position. Easy installation

